

Mini Module Splitters

PLC (planar Light-wave-circuit) splitters are passive components applied for optical power division on PON network. They consist of an input fiber and N output fibers, which divide the power of the optical signal proportionally, been characterized as a balanced splitters. Mainly used in optical networks FTTH / PON networks and HFC (Cable TV).

Features

- Low insertion loss & PDL
- Excellent Directivity
- High reliability
- Customized specifications can be requested


Applications

- FTTH/FTTB/FTTC/CATV Network Systems
- PON(Passive Optical Network)
- Optical Fiber Equipments


Standards Compliances For PLC Splitters

- GR-1209 Generic Requirements for Passive Optical Components.
- GR-1221 Generic Reliability Assurance Requirements for Passive Optical Components.
- GR-326 Generic Requirements for Single mode Optical Connectors and Jumper Assemblies.
- Q/CT 2295 Technical requirements for passive optical splitter of China Telecom.
- YD/T 2000.1-2014 Integrated optical path devices based on Planar light-wave circuits Part I : Optical power splitter based on PLC Technology.

Splitter Samples:

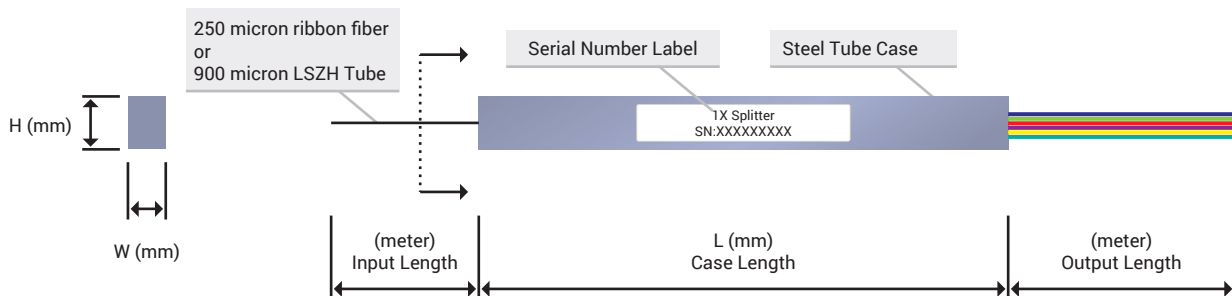


Connector Types:



Splitter Housing Dimensions

Housing Size	1x2	1x4	1x8	1x16	1x32	1x64	2x2	2x4	2x8	2x16	2x32	2x64
L (mm)	60	60	60	60	80	100	60	60	65	70	80	100
W (mm)	7	7	7	12	20	40	7	7	7	12	20	40
H (mm)	4	4	4	4	6	6	4	4	4	4	6	6



Technical Data of PLC Splitters

Parameter	Unit	W/O Connector						W/ Connector					
		1x2	1x4	1x8	1x16	1x32	1x64	1x2	1x4	1x8	1x16	1x32	1x64
Insertion Loss	Max dB	4.0	7.3	10.5	13.7	17.1	20.5	4.5	7.8	11.0	14.2	17.6	21.0
Channel Uniformity	Max dB	0.6	0.6	1.0	1.3	1.5	1.7	0.6	0.6	1.0	1.3	1.5	1.7
PDL	Max dB	0.2	0.2	0.2	0.2	0.3	0.4	0.2	0.2	0.2	0.2	0.3	0.4
Return Loss	Min dB	UPC : 50 APC:55 dB											
Directivity	Min dB	55											
Operating Wavelength	nm	1260~1650											
Operating Temperature	°C	-40~85											
Storage Temperature	°C	-40~85											
Fiber Type		ITU. G657A2 or other											
In and Out Fiber Dia.	µm	MMS25: 250 ; MMS90: 900											

Order Coding

In/Out Fiber Type	Channel	Input Length(mm)	Input Connector	Output Length(mm)	Output Connector
MMS25: 250µm Bare Fiber	1002:1x2	150 (nominal)	00: No Connector	60 (nominal)	00: No Connector
	1004:1x4	Customized	SC: SC-UPC	Customized	SC: SC-UPC
	1008:1x8		SA: SC-APC		SA: SC-APC
MMS90: 900µm LSZH Tube	1016:1x16		LC: LC-UPC		LC: LC-UPC
	1032:1x32		LA:LC-APC		LA:LC-APC
	1064:1x64		FC: FC-UPC		FC: FC-UPC
	2002:2x2		FA:FC-APC		FA:FC-APC
	2004:2x4		E2: E2000-UPC		E2: E2000-UPC
	2008:2x8		EA:E2000-APC		EA:E2000-APC
	2016:2x16				
	2032:2x32				
2064:2x64					

Sample Order Coding:

MMS90-1008-1M/00-0.75/SA

900micron LSZH Tube, 1x8 ratio, Input Length 1M w/o connector, Output length 75cm w/ connector (SC-APC)

Order Coding

Türksat Code	Product Name	Samm Codes
TKS-OPS-03	1:2 Optical Splitter	MMS900-1002-1.5M/00-0.6M/00
TKS-OPS-04	1:4 Optical Splitter	MMS900-1004-1.5M/00-0.6M/00
TKS-OPS-05	1:8 Optical Splitter	MMS900-1008-1.5M/00-0.6M/00
TKS-OPS-06	1:16 Optical Splitter	MMS900-1016-1.5M/00-0.6M/00
TKS-OPS-07	1:32 Optical Splitter	MMS900-1032-1.5M/00-0.6M/00